



MBX10 / MBX16 / MBX22 Material Blower

The new MBX10, with 10 cubic yard capacity, MBX16, with 16 cubic yard capacity and MBX22, with 22 cubic yard capacity has been designed with simplicity and reliability in mind for landscape and erosion control contractors. Its simplified control system, with multi-language capability and streamlined engineering design, make it a dependable workhorse for various types of applied materials. The new MBX Material Blower product line is easy to operate, maintain, and troubleshoot, leading to vital uptime and optimal productivity.

Versatile Applications.

The MBX10, MBX16 and MBX22 are perfect for large mulching projects including commercial and residential mulch beds, slopes, public gardens, playgrounds, amusement parks, rooftops, mall interiorscapes, and other applications that require precise placement of bulk materials. Apply standard bark mulch, wood chips, compost, soil amendments, and other similar bulk materials. Mulch can be applied on virtually any terrain, even in wet conditions. Bark mulch with high moisture content is handled with ease.

High Production. Great Value

The MBX10, MBX16 and MBX22 Material Blowers significantly reduce worker fatigue. Two operators can easily apply up to 22 cubic yards of bark mulch per hour, compared to approximately 2 cubic yards per hour via hand application methods. The MBX10, MBX16 and MBX22 help reduce material cost from 20% to 40% by breaking up material clumps and by producing an even mulch spreading pattern, with fine particles on top.


Power and Control

The MBX10, MBX16 and MBX22 Material Blowers propel materials utilizing a specially engineered air lock system through various lengths of durable 4" flexible hose – for application up to 300' away. Remote controls allow the operator to control power and material flow from any operating distance. Units are equipped with 200 ft. of 4 in. hose, with additional lengths available in 50 ft. sections. A convenient hydraulic hose reel, with powered reel "IN" and "OUT" functionality, is included with each unit, allowing operators to efficiently deploy and stow the discharge hose during machine operation.

Features and Benefits

- Front mounted engine with an open design for enhanced maintenance access
- Simplified blower piping to increase blower air flow efficiency
- Improved floor chain tensioning system with integrated tension gage
- Convenient hydraulically powered hose reel, with integrated powered reel "IN" and "OUT" Functionality
- Electric tarp standard to help meet DOT laws for load coverage
- Standard hose hookup water injection system with optional 75 gallon on-board water tank for dust suppression in particularly dry conditions or with particularly dry materials
- Radio remote powered by rechargeable battery packs, with dials to control blower speed and floor speed as well as hose reel "IN" & "OUT" Control
- Blower speed is independent from the engine speed
- Centralized lubrication points for increased serviceability
- Optional Work light package to increase visibility around the unit
- Optional Belt floor to replace standard chain floor
- Optional seed injection system for terraseeding applications

Applications



Landscape




Erosion Control



Post-Construction

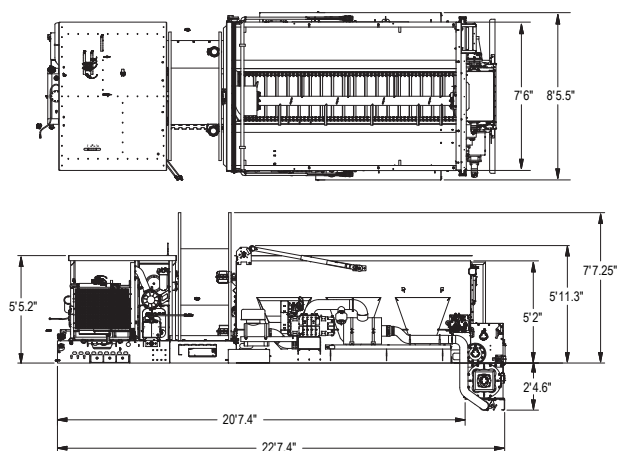


Highway / Oil /
Gas / Pipeline

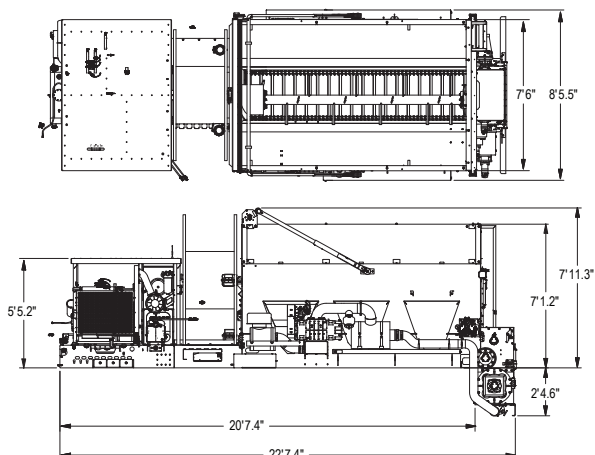


Golf Courses

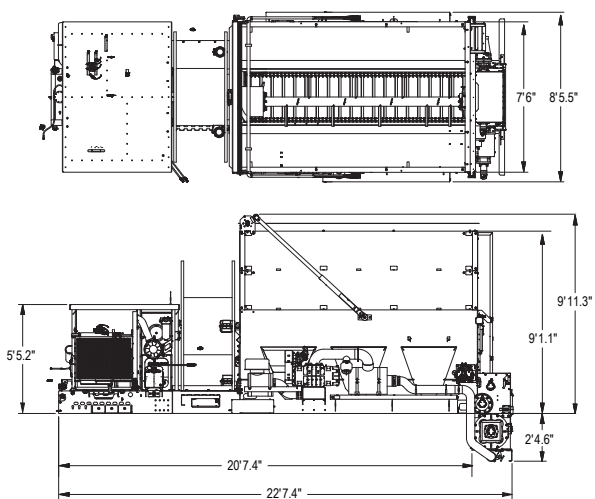
MBX10 Material Blower



MBX16 Material Blower



MBX22 Material Blower



Power

John Deere 4045HFC04 Tier 4 Final Diesel, 134 HP (100kW), industrial water cooled diesel engine. Vibration Isolated. Control panel with multi-language digital information display.

Engine Safety System

Engine ECU with self diagnostics, including low oil pressure and high temperature shutoff.

Capacity

MBX10: 10 cubic yd. (7.6m³)
MBX16: 16 cubic yd. (12.2m³)
MBX22: 22 cubic yd. (16.8m³)

Hose Reel Capacity

Up to 300 ft. (91.4 m) of 4 in. (10.2 cm) hose or up to 200 ft. (61 m) of 5 in. (12.7 cm) hose

Fuel Tank Capacity

50 Gallon (189.3 Liter)

Blower

1250 CFM (35.4 CMM) @ 14 psi (96.5 kPa)

Empty Weight (Includes Hose Reel with Hose)

MBX10: 13,230 lbs. (6,001 kg)
MBX16: 14,050 lbs. (6,373 kg)
MBX22: 14,870 lbs. (6,745 kg)

Working Weight*

MBX10: 21,740 lbs. (9,861 kg)
MBX16: 27,666 lbs. (12,549 kg)
MBX22: 33,592 lbs. (15,237 kg)

* Working weight is based on a full load of mulch at 851 lbs./yd³

FINN Corporation has a policy of continuous product improvement, and reserves the right to change design and specifications without notice.

HydroSeeder® and the FINN Design® Logo are registered trademarks of FINN Corporation.

8711 Keele St.
Concord, ON L4K 2N1
P: +1(905)761-6969
E: info@fibramulch.com

