

Landscaping Equipment That Doesn't Cut Corners



TURFTEQ |

FIBRAMULCH
HYDRAULIC SEEDING MULCH

Welcome to Turf Teq.

At Turf Teq, we're the professional choice in grounds care equipment for a reason. Our machines are built from the ground up with professionals in mind. They're built using only the highest-quality materials in order to withstand rugged use throughout the year, and they're specifically designed to be easy to operate day in and day out.

Visit TurfTeq.com or contact us at 484-798-6300 to learn more & request pricing.



Why Turf Teq?

Our machines are built to help landscaping professionals save time and money. But they don't do this at the expense of producing high-quality results. In fact, we consistently hear from landscaping pros that our machines deliver picture-perfect results even in the most challenging situations. When it comes to performance, ease of use, speed and quality results, nothing beats a Turf Teq.

Interested in learning more?
See our equipment in
action at TurfTeq.com



▶ EXCEPTIONAL RESULTS, FASTER

No other professional landscaping product performs as precisely or as quickly as a Turf Teq. It means that you can concentrate on doing a great job instead of dealing with equipment that just doesn't cut it. Most of all, it means happier clients and picture-perfect landscapes as well as greater productivity and higher profitability.



▶ OPERATOR FRIENDLY DESIGN

Our "walk-forward" self-propelled tractor features a powerful engine, a variable speed hydrostatic transmission and all controls easily accessible at the operator's position. Side-shift attachments help you get to hard-to-reach areas and precisely windrow debris, while a tight turning radius makes your day a breeze. No more dragging unwieldy equipment backwards to operate, squatting to get to hard-to-reach controls or fighting up a steep grade.



▶ MULTI-USE FLEXIBILITY

Turf Teq products are available as complete multi-use machines, complete dedicated-use machines and as attachments that will work with any of our other multi-use products. Quickly change attachments to make the most of your investment no matter what the season.

POWER EDGER

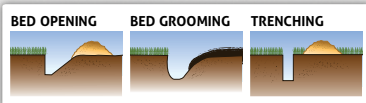


Get fast, perfect results every time with this one-of-a-kind machine.

AVAILABLE MODELS:
MULTI-USE EDGER
EDGER ATTACHMENT
DEDICATED-USE EDGER

USES INCLUDE:

- ▶ Creating new beds
- ▶ Redefining existing beds
- ▶ Cutting, pulverizing & contouring
- ▶ Edging sidewalks, cart paths & tree circles
- ▶ Cutting trenches up to 2.5" x 7"



Visit TURFTEQ.COM to see the various blade profiles that are available.



The TURF TEQ Power Edger is available as a dedicated-use machine, a multi-use machine and as an edger attachment that will work with all other TURF TEQ multi-use products. Quickly change attachments to make the most out of your investment no matter what the season.

FEATURES INCLUDE:

- ▶ Industry-leading tight turning radius
- ▶ Self-propelled, "walking forward" design
- ▶ Nine blade profiles available
- ▶ Up to 5" of blade depth adjustment
- ▶ Pivoting blade attachment arm
- ▶ Adjustable blade angle with grooming blade
- ▶ Line of sight to the blade with grooming blade
- ▶ Commercial-grade 13HP Honda engine
- ▶ Maintenance-free, variable speed, hydrostatic transmission with locking differential
- ▶ Edge at 150 ft./min. and groom at 170 ft./min.
- ▶ Controls at the operator's position
- ▶ Multi-use model is compatible with all Turf Teq multi-use attachments
- ▶ Friendly, free, expert support
- ▶ Comprehensive 1-Year warranty
- ▶ Made in the USA out of the highest-quality materials

POWER BROOM



The best way to easily sweep debris from just about any surface.

AVAILABLE MODELS:
MULTI-USE BROOM
BROOM ATTACHMENT

USES INCLUDE:

- ▶ Removing snow
- ▶ Sweeping hardscapes
- ▶ Sweeping debris from turf
- ▶ Dethatching lawns
- ▶ Sweeping sand in pavers
- ▶ Blossoming artificial turf
- ▶ Installing & leveling filler in artificial turf
- ▶ Cleaning sidewalks, driveways, parking lots & sports fields
- ▶ Construction site clean up

FEATURES INCLUDE:

- ▶ 46" wide, 18" diameter brush
- ▶ Adjustable brush speed, pressure & angle
- ▶ Tight turning radius
- ▶ Commercial-grade 13HP Honda engine
- ▶ Maintenance-free, variable speed, hydrostatic transmission with locking differential
- ▶ Controls at the operator's position
- ▶ Compatible with all Turf Teq multi-use attachments
- ▶ Friendly, free, expert support
- ▶ Comprehensive 1-Year warranty
- ▶ Made in the USA out of the highest-quality materials



The TURF TEQ Power Broom is available as a multi-use machine and as a broom attachment that will work with all other TURF TEQ multi-use products. Quickly change attachments to make the most out of your investment no matter what the season.

POWER RAKE



Save time and energy on heavy jobs.

AVAILABLE MODELS:
MULTI-USE RAKE
RAKE ATTACHMENT

USES INCLUDE:

- ▶ Rough grading soil
- ▶ Raking rocks & debris
- ▶ Pulverizing & mixing soil
- ▶ Finishing around newly poured walls
- ▶ Moving soil from piles
- ▶ Windrowing rocks & debris
- ▶ Renovating lawns
- ▶ Reworking dead grass areas
- ▶ Preparing seed beds
- ▶ Leveling high spots in lawns
- ▶ Repairing damaged sod areas
- ▶ Dethatching turf
- ▶ Cutting for over-seeding

FEATURES INCLUDE:

- ▶ 36" power rake drum
- ▶ Left, right & center pivoting drum
- ▶ Pivots 15 degrees left & right
- ▶ Tight turning radius
- ▶ Commercial-grade 13HP Honda engine
- ▶ Maintenance-free, variable speed, hydrostatic transmission with locking differential
- ▶ Controls at the operator's position
- ▶ Compatible with all Turf Teq multi-use attachments
- ▶ Friendly, free, expert support
- ▶ Comprehensive 1-Year warranty
- ▶ Made in the USA out of the highest-quality materials



The TURF TEQ Power Rake is available as a multi-use machine and as a rake attachment that will work with all other TURF TEQ multi-use products. Quickly change attachments to make the most out of your investment no matter what the season.

BRUSH CUTTER



The best whenever a traditional mower just won't cut it.

AVAILABLE MODELS:
MULTI-USE BRUSH CUTTER
BRUSH CUTTER ATTACHMENT
DEDICATED-USE BRUSH CUTTER

USES INCLUDE:

- ▶ Clearing brush & overgrowth
- ▶ Mowing under fence lines
- ▶ Mowing around trees
- ▶ Mowing deep vegetation
- ▶ Clearing paths and trails
- ▶ Clearing wooded areas & unwanted saplings up to 2" thick
- ▶ Any application where a traditional mower isn't strong enough

FEATURES INCLUDE:

- ▶ 10 gauge thick steel cutting deck with 26" cutting blade
- ▶ Cutting deck shifts 14" to the left on multi-use model
- ▶ 12 degrees of articulation between the mower unit and cutting deck
- ▶ Adjustable mowing height, 2.75" or 3.75"
- ▶ Side discharge path and replaceable skids
- ▶ Tight turning radius
- ▶ Cutting deck oscillates to follow the ground
- ▶ Commercial-grade 13HP Honda engine
- ▶ Maintenance-free, variable speed, hydrostatic transmission with locking differential
- ▶ Controls at the operator's position
- ▶ Multi-use model is compatible with all Turf Teq multi-use attachments
- ▶ Friendly, free, expert support
- ▶ Comprehensive 1-Year warranty
- ▶ Made in the USA out of the highest-quality materials



The TURF TEQ Power Brush Cutter is available as a dedicated-use machine, a multi-use machine and as a brush cutter attachment that will work with all other TURF TEQ multi-use products. Quickly change attachments to make the most out of your investment no matter what the season.

POWER PLOW



Ideal for snow removal, as well as grading and leveling.


AVAILABLE MODELS:
MULTI-USE PLOW
PLOW ATTACHMENT

USES INCLUDE:

- ▶ Plowing light or heavy snow, up to a foot deep
- ▶ Leveling soil or other substrate
- ▶ Grading gravel or other materials

FEATURES INCLUDE:

- ▶ 46" plow blade
- ▶ Adjustable blade angle
- ▶ Oscillating or fixed blade use
- ▶ Replaceable cutting edge
- ▶ Innovative compression spring trip release
- ▶ Adjustable skid shoes
- ▶ Tight turning radius
- ▶ Commercial-grade 13HP Honda engine
- ▶ Maintenance-free, variable speed, hydrostatic transmission with locking differential
- ▶ Controls at the operator's position
- ▶ Compatible with all Turf Teq multi-use attachments
- ▶ Friendly, free, expert support
- ▶ Comprehensive 1-Year warranty
- ▶ Made in the USA out of the highest-quality materials



The TURF TEQ Power Plow is available as a multi-use machine and as a plow attachment that will work with all other TURF TEQ multi-use products. Quickly change attachments to make the most out of your investment no matter what the season.

DEDICATED-USE VALUE

Sometimes multi-use flexibility isn't a necessity. That's why we also manufacture a line of dedicated-use professional landscaping machines. Our dedicated-use products include the same rugged construction along with similar features and benefits as their multi-use counterparts - but without the ability to swap attachments. They're a cost-effective way to add Turf Teq quality to your fleet of grounds care equipment.

DEDICATED-USE POWER EDGER



FEATURES INCLUDE:


- ▶ The same rugged construction and high-quality components as our multi-use model
- ▶ The same operator-friendly design as our multi-use model
- ▶ Works with bed opening and trenching blade profiles
- ▶ Available with 13HP Honda or 10.5 HP Briggs & Stratton engine
- ▶ Maintenance-free hydrostatic transmission
- ▶ Not compatible with multi-use attachments
- ▶ A cost-effective way to achieve incredible Turf Teq results

DEDICATED-USE BRUSH CUTTER



FEATURES INCLUDE:

- ▶ The same rugged construction and high-quality components as our multi-use model
- ▶ The same operator-friendly design as our multi-use model
- ▶ The same heavy-duty 26" cutting blade as our multi-use model
- ▶ Fixed position cutting deck that oscillates to match the contour of the ground
- ▶ Available with 13HP Honda or 10.5 HP Briggs & Stratton engine
- ▶ Maintenance-free hydrostatic transmission with locking differential
- ▶ Not compatible with multi-use attachments
- ▶ A cost-effective way to achieve incredible Turf Teq



At Turf Teq, we create the best professional landscaping equipment on the market. Our products are easier to use, faster and produce higher-quality results than any other. That means happier clients, greater productivity and beautiful results on every single job.

Please contact us today to learn more.
905-761-6969 | FIBRAMULCH.COM



TURFTEQ



8711 Keele Street - Concord, ON L4K 2N1

905-761-6969 - FIBRAMULCH.COM